

FT/IR-4000/6000 Series

FT-IR Spectrometers

Model FT/IR-4600/4700

FT-IR Spectrometer

Model FT/IR-6600/6700/6800

FT-IR Spectrometer



Jasco

Advanced FT-IR Solutions

With over fifty years of experience in infrared spectroscopy and using the most advanced technology, JASCO offers the best solutions for FT-IR analysis with a complete range of application-focused FT-IR spectrometers and sampling accessories as well as a dedicated instrument control and data analysis interface. The NEW FT/IR-4000 and 6000 Series FT-IR Spectrometers provide capabilities from education and routine analysis to advanced research applications, featuring high quality, performance and reliability. They are also designed with flexibility and expandability in mind to meet with a wide range of future application requirements.

- Excellent signal-to-noise ratio
- A full range of sampling accessories
- IQ accessory recognition
- Vibration-proof optical bench
- Large sample compartment
- Auto-alignment
- Purgeable optics
- Highly sensitive detector
- Applicable to FT-IR microscopy and IR Imaging
- Rapid scan option
- Wavenumber extension option
- Vibrational Circular Dichroism (VCD) option

FT/IR-4000 Series



The most complete selection of FT-IR capability from education and routine analysis to high performance research systems with standard automatic validation

FT/IR-4600

Maximum resolution: 0.7 cm^{-1}
S/N ratio: 25,000:1

FT/IR-4700

Maximum resolution: 0.4 cm^{-1}
S/N ratio: 35,000:1

FT/IR-6000 Series



Designed for a wide range of critical research and development applications, each unit can be fitted with a number of options, including the wavenumber extension option using an automatic beam splitter exchange unit, as well as step scan or full-vacuum options.

FT/IR-6600

Maximum resolution: 0.4 cm^{-1}
S/N ratio: 45,000:1

FT/IR-6700

Maximum resolution: 0.25 cm^{-1}
S/N ratio: 47,000:1

FT/IR-6800

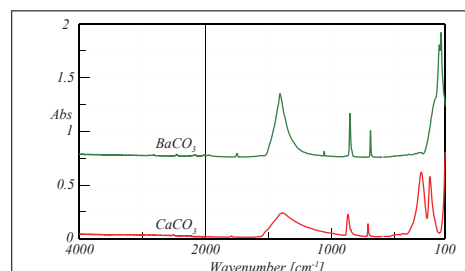
Maximum resolution: 0.07 cm^{-1}
S/N ratio: 55,000:1

Rapid scan as standard

Au-coated mirrors for higher throughput
FT-Raman option

Automatic broadband measurement under vacuum conditions

Combining the automatic beam splitter exchange unit and the automatic window switching unit/automatic gate valve unit, a broadband spectral range measurement of a sample can be provided without breaking the instrument vacuum conditions. The figure demonstrates the measurement of a carbonate sample by using the ATR PRO ONE with a broadband diamond crystal under instrument vacuum conditions.



Simple and Easy-to-Use Operations

The FT/IR-4000/6000 Series is controlled by JASCO's exclusive Spectra Manager™ II cross-platform software. Spectra Manager has various instrument control programs such as Spectra Measurement, Quick Start, spectra Compare and sample Quantitative Analysis. The measurement screen can be customized according to the user requirements and the customized screen and parameters can be saved for future use (User Adaptive Software function).

Sequence

Information such as instrument status, measurement parameters and the sequence of data acquisition and data processing commands are displayed.

Real-time monitoring

Real-time data processing function allows modification of the current spectrum during measurements. Spectra stored in thumbnails can be overlaid with the current spectrum during measurements.

Self-diagnosis

Self-diagnosis function provides verification of the current instrument status.

Zoom

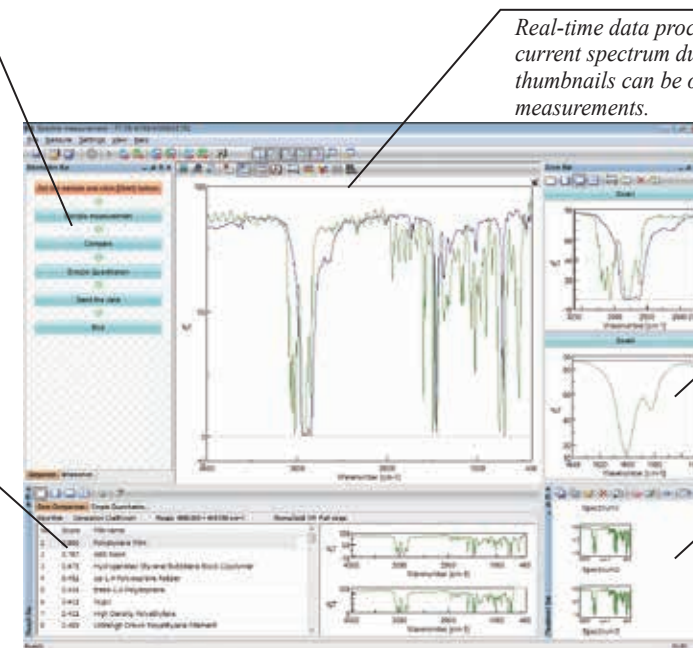
Target peaks and functional groups can be easily viewed by the zoom function.

Thumbnail

The measured spectra can be stored as thumbnails within the thumbnail window. The thumbnails can be selected and viewed in Spectra View.

Results display

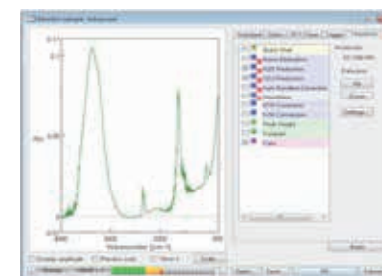
Acquisition results from spectral comparison and sample quantification are displayed.



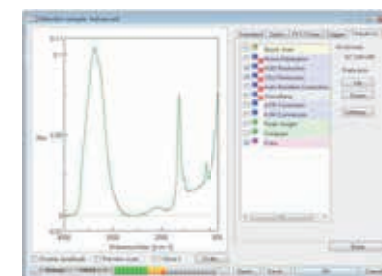
Advanced Measurement Screen of Spectra Manager II

Real-time data processing

Before starting a sample measurement, the data processing procedures can be determined by checking the results of the real-time data processing of a preliminary sample spectrum in the preview window.



Before data processing



After data processing
(CO₂ reduction and H₂O correction)

High-throughput Single Reflection ATR **NEW**

ATR PRO ONE Single-reflection ATR Accessory

The New ATR PRO ONE is a single reflection ATR accessory using a newly designed monolithic diamond crystal to provide dramatically high optical throughput. A "torque-limiter" pressure applicator providing reproducible sample pressure contact allows excellent reproducibility for sample measurements.

- Two types of diamond crystal kits
 - High-throughput model optimized for mid-IR measurements
 - Broadband model capable for measurements into the Far-IR
- Available options for a ZnSe or Ge crystal kit



Specifications

Model:		FT/IR-4600	FT/IR-4700	FT/IR-6600	FT/IR-6700	FT/IR-6800
Standard wavenumber measurement range:		7,800 to 350 cm ⁻¹				
Optional extended wavenumber range:		15,000 to 2,200 cm ⁻¹ , 5,000 to 220 cm ⁻¹			25,000 to 10 cm ⁻¹	
Display wavenumber range:		15,000 to 0 cm ⁻¹ (standard), 25,000 to 0 cm ⁻¹ (optional)				
Wavenumber accuracy:		Within ± 0.01 cm ⁻¹ (theoretical value)				
Maximum resolution:		0.7 cm ⁻¹	0.4 cm ⁻¹	0.4 cm ⁻¹ 0.07 cm ⁻¹ (optional)	0.25 cm ⁻¹ 0.07 cm ⁻¹ (optional)	0.07 cm ⁻¹
Optical system:		Single beam				
Sample chamber:		Size: 200 mm (W) × 260 mm (D) × 185 mm Optical path: Center focus, light axis 70 mm high				
Interferometer:	Configuration:	45° Michelson interferometer Corner cube mirror interferometer, with auto-alignment mechanism, sealed structure, DSP control			28° Michelson interferometer Corner cube mirror interferometer, with auto-alignment mechanism, sealed structure, DSP control	
	Vacuum instrument:	—			Options available	
	Mirror coating:	Aluminum				Gold
	Drive method:	Mechanical bearing, electromagnetic drive				
	Drive speed:	AUTO, 1, 2, 3, 4 mm/sec AUTO DLATGS 2.0 mm/sec. MCT (optional) 4.0 mm/sec.			0.5, 1, 2, 3, 4, 5, 6, 7, 8 mm/sec AUTO DLATGS 2.0 mm/sec. MCT (optional) 4.0 mm/sec.	0.5, 1, 2, 3, 4, 5, 6, 7, 8 mm/sec AUTO DLATGS 2.0 mm/sec. MCT (optional) 4.0 mm/sec.
	Rapid scan:	10 Hz (optional)			20 Hz (optional)	20 Hz (standard)
Beam splitter:	Substrate material:	Standard: Ge/KBr Option: Si/CaF ₂ , Ge/CsI (not interchangeable)			Standard: Ge/KBr Option: Quartz, Si/CaF ₂ , Ge/CsI, Mylar (interchangeable)	
	Replacement method:	—			Secure-lock beamsplitter catch system (Option: Automatic beamsplitter exchange system)	
Light source:		Standard: High-intensity ceramic source Option: Halogen lamp (factory option only)			Standard: High-intensity ceramic source Option: Halogen lamp, water-cooled mercury light source Up to three light sources may be installed simultaneously including external light sources.	
Detector:		DLATGS (with Peltier temperature control) (standard)				
		W-MCT, M-MCT, N-MCT, Si, InSb, InGaAs (optional) Two detectors may be mounted simultaneously within the instrument.			W-MCT, M-MCT, N-MCT, Si, InSb, InGaAs, PAS, Si bolometer (optional) Two detectors may be mounted simultaneously within the instrument. Up to two external detectors may be installed.	
Purging:		Interferometer, Sample compartment/Detector				
Signal-to-noise ratio: (4 cm ⁻¹ , 1 min, near 2,200 cm ⁻¹)		25,000:1	35,000:1	45,000:1	47,000:1	55,000:1
Gain switching:		AUTO, 1, 2, 4, 8, 16, 32, 64, 128				
100%T line flatness:		Within 100 ± 1.0%T (4,000 to 700 cm ⁻¹ , continuous repetitive measurement)				
Communication:		USB2.0				
FTIR main unit:		Dimensions: 460 (W) × 645 (D) × 290 (H) mm Weight: 33 kg			Dimensions: 600 (W) × 670 (D) × 315 (H) mm Weight: 56 kg	
Power supply unit:		Dimensions: 200 (W) × 285 (D) × 90 (H) mm, Weight: 4.7 kg This unit can be placed on its base or on its side.				

Standard Composition

Parts name	Number	Remarks
Power supply	1	
Connecting cable	1	Cable for connecting the main unit to the power supply
AC cable	1	AC cable for the power supply
USB cable	1	Cable connecting the main unit to the PC
Sample holder	1	
Standard sample	1	Polystyrene film
Stepped pin	2	Used when installing optional accessories into the sample compartment.
Instruction manual	1	
Install Disk	1	Including Spectra Manager™ II, QAU-4000 Quantitative program and KnowItAll JASCO Edition
Fuse	2	

* CFR Model does not include QAU-4000.

* LE or LE-CFR Models does not include QAU-4000 and KnowItAll JASCO Edition.



● The contents of this brochure are for reference and illustrative purposes only. Information, descriptions, and specifications in this publication are subject to change without notice. JASCO assumes no responsibility and will not be liable for any errors or omissions contained herein or for incidental, consequential damages or losses in connection with the furnishing, performance or use of this material.

JASCO INTERNATIONAL CO., LTD.

11-10, Myojin-cho 1-chome, Hachioji, Tokyo 192-0046, Japan
Tel: +81-42-649-3247 Fax: +81-42-649-3518 <http://www.jascoint.co.jp/english/>
Australia, China, Hong Kong, India, Indonesia, Korea, Malaysia, New Zealand, Pakistan, Philippines, Russia, Singapore, Taiwan, Thailand

JASCO INCORPORATED

28600 Mary's Court, Easton, MD 21601, U.S.A.
Tel: +1-800-333-5272 +1-410-822-1220 Fax: +1-410-822-7526 <http://www.jascoinc.com>
U.S.A., Canada, Costa Rica, Mexico, Puerto Rico, Argentina, Brazil, Chile, Colombia, Paraguay, Peru, Uruguay, Guatemala, Ecuador, Bolivia

JASCO EUROPE s.r.l.

Via Luigi Cadorna 1, 23894 Cremella (Lc), Italy
Tel: +39-039-9215811 Fax: +39-039-9215835 <http://www.jasco-europe.com>
JASCO Deutschland www.jasco.de, JASCO UK www.jasco.co.uk,
JASCO France www.jascofrance.fr, JASCO Benelux www.jasco.nl,
JASCO Spain www.jasco-spain.com

Italy, Germany, U.K., France, Netherlands, Belgium, Luxembourg, Spain, Sweden, Norway, Denmark, Austria, Finland, Greece, Hungary, Poland, Portugal, Romania, Switzerland, Algeria, Cyprus, Egypt, Israel, Jordan, Kuwait, Lebanon, Morocco, Saudi Arabia, South Africa, Tunisia, Turkey, U.A.E., Yemen

LFT-1311-P Printed in Japan

For more information, please contact:



Products described herein are designed and manufactured by ISO-certified JASCO Corporation.

MADE IN TOKYO, JAPAN