

# Valve Boxes

For Legacy and Legato® Series Syringe Pumps

## Low Pressure

< 25 psi (1.7 bar)

- Pinch valves
- C-flex tubing supplied
- 1/16" ID x 1/8" OD



## Medium Pressure

< 100 psi (6.8 bar)

- PTFE valves
- All wetted parts PTFE
- 3 port (1/4-28 with 1/16" OD tube fittings for plastic tubing)



## High Pressure

< 200 psi (13.8 bar)

- 303 stainless steel
- Wetted seals perfluoroelastomer and PTFE
- 3 port (1/8" NTP with 1/4" OD swagelok fitting for stainless steel tubing (not supplied))



**K**D Scientific offers two types of valve boxes; autofill and continuous. The autofill valve has a single valve, which is used to reload the syringe once it is empty or partially empty. This type of valve box will work with any infusion/withdrawal pump. Each syringe must have its own valve box. The continuous valve box has 2 valves mounted. The continuous valve box can be used with the push/pull pumps and our continuous flow pumps or a continuous flow setup using 2 separate pumps to create continuous flow. As one syringe is filling, the other syringe is dispensing.



Example of Medium Pressure. Autofill valve box with Legato 110 Barb Connection Kit (78-8349)

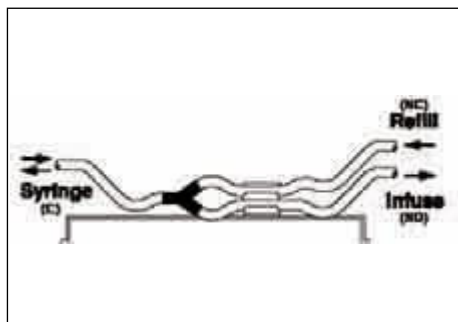


Example of Medium Pressure Continuous Valve Box with Legato 270 Barb Kit (78-8351)

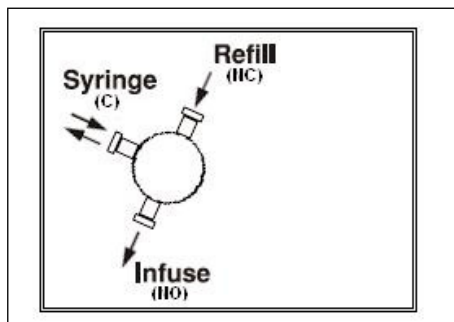
# Valve Boxes (continued)

## Valve Box Diagrams

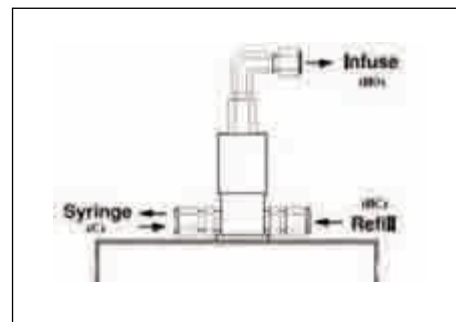
**Auto Fill Valve Boxes:** Single Valve - Commonly used to reload syringe once it is empty or partially empty.



Low Pressure Auto Fill

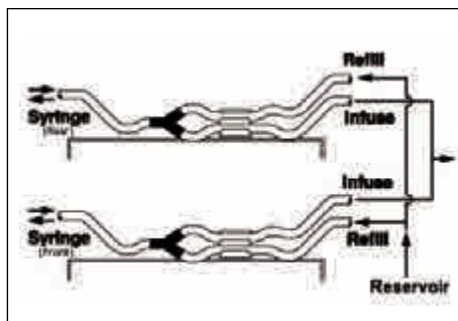


Medium Pressure Auto Fill

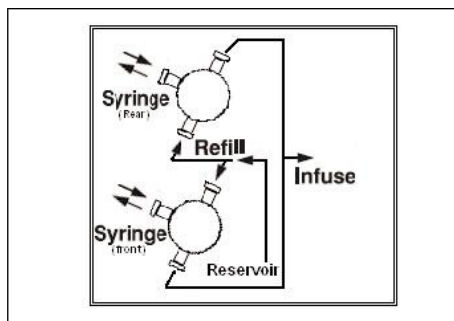


High Pressure Auto Fill

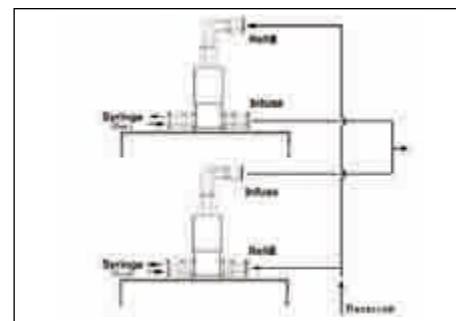
**Continuous Delivery Valve Boxes:** Dual mounted valves - Commonly used with a Legato 270 Continuous Pump or KDS 270.



Low Pressure Continuous



Medium Pressure Continuous



High Pressure Continuous

### Item No. Description

#### Standard Version

78-8333	Auto Fill Valve Box, Low Pressure
78-8336	Auto Fill Valve Box, Medium Pressure
78-8338	Auto Fill Valve Box, High Pressure
78-8332	Continuous Delivery Valve Box, Low Pressure
78-8335	Continuous Delivery Valve Box, Medium Pressure
78-8337	Continuous Delivery Valve Box, High Pressure

### Item No. Description

#### Valve Kits

78-8345	Low Pressure Auto Fill Kit
78-8346	Low Pressure Continuous Delivery Kit - (2x autofill kit)
78-8347	Medium Pressure Nut / Ferrule Auto Fill Kit Nut PEEK 1/16, 1/4-28 (3 pcs), Ferrule, flangeless 1/16 (3 pcs) & PTFE tubing (5 ft)
78-8348	Medium Pressure Nut / Ferrule Continuous Delivery Kit - (2x autofill kit)
78-8349	Medium Pressure Barb Auto Fill Kit Barb 1/16 (3 pcs) & C-flex tubing (10 ft)
78-8351	Medium Pressure Luer Auto Fill Kit Female to male luer lock 1/4-28 (1 pc), Male to female luer lock 1/4-28 (2 pcs)
78-8352	Medium Pressure Luer Continuous Delivery Kit - (2x autofill kit)
78-8353	Medium Pressure Barb Continuous Delivery Kit - (2x autofill kit)